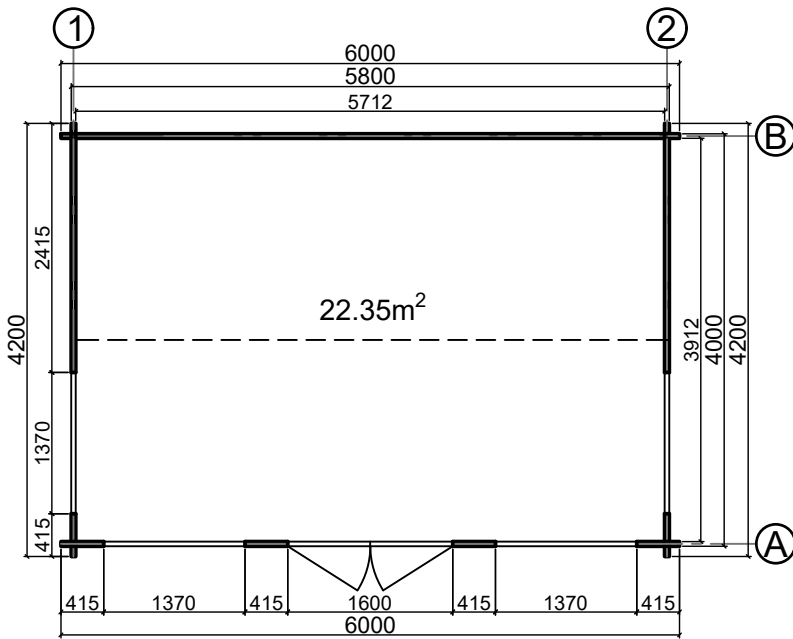



N09 060 042

Paratucasa 9

Floor plan



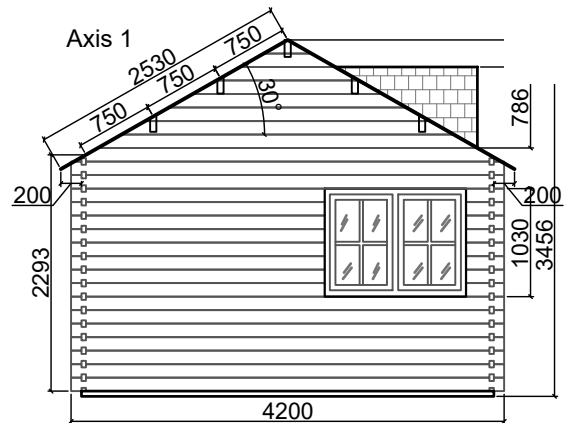
Base plan




Axis A



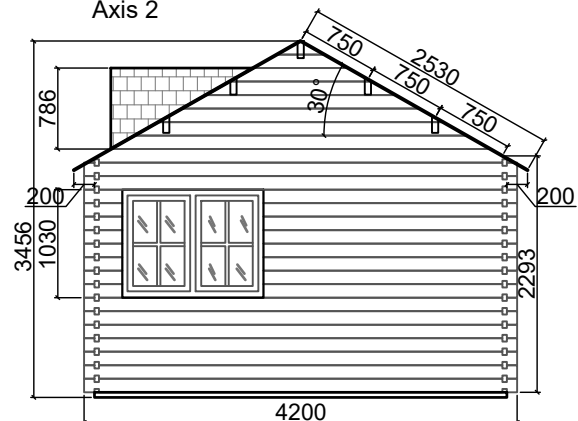
Axis 1





Axis B



Axis 2



		
CODE	P3	W3
SIZE/mm	1600x1940	1370x1030
QUANTITY	1	4
LEFT/RIGHT	0/1	2/2

CABIN SPECIFICATION

WALL LOG:	44mm
SIZE (m):	6x4.2
SIDE WALL HEIGHT :	2293mm
RIDGE HEIGHT:	3456 mm
FLOOR AREA m ² :	22.35
ROOF AREA m ² :	30.36
FLOOR BOARDS mm:	19